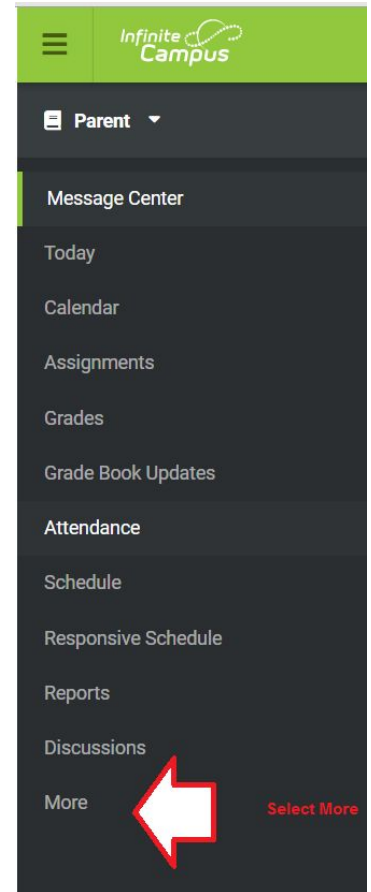


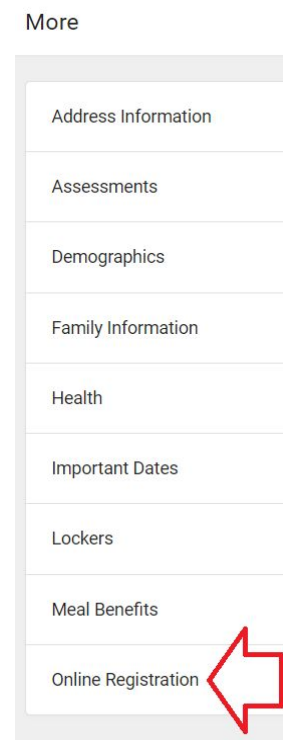
Directions for Updating Existing Student Information in Infinite Campus

Sign in to the Parent Portal from the Dublin Unified School District Web page.

Using the left-side navigation menu, click on “**More.**”



In the “More” submenu, click on “**On line Registration.**”



On the next screen, you will see listed the names of existing students already enrolled in Dublin Schools. Click on the “**Begin Registration**” button. You can begin to review the information and make updates if needed.



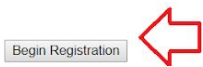
Welcome to Online Registration. You will see the household, parent/guardian and emergency contact information and will be able to change it if necessary. Please enter proper spelling, punctuation, and use of upper and lower case letters. Press the Begin Registration to continue

Existing Student Registration

This editor is to update data for students that are currently enrolled in the District. You may add new students that are registering for the select year later in the process.

Student Name	Grade	Included in new App?	Reason if not included	Online Registration Submitted
	09	yes	Included	no
	12	yes	Included	no

Registration Year: 19-20 Next Year ▼*



For assistance, contact your child’s school office.
For technical assistance, send an email to portalhelp@dublinusd.org.