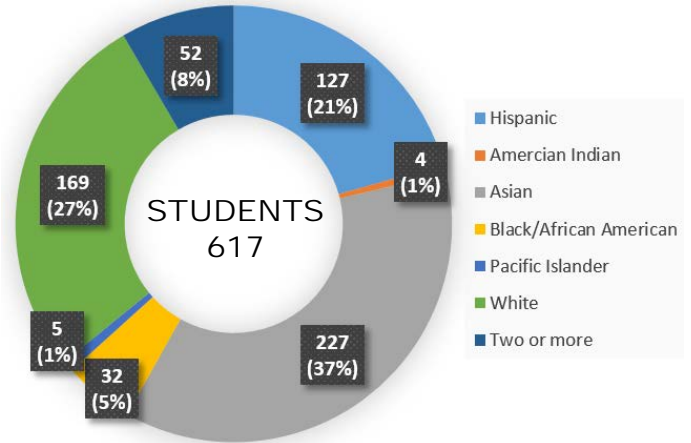




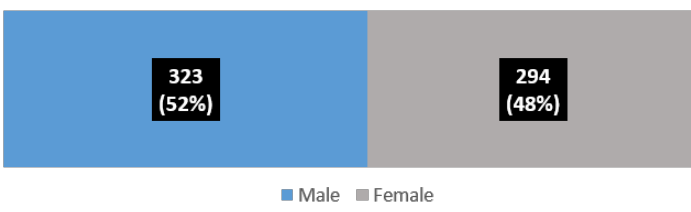
# 2018-2019 MURRAY ELEMENTARY SCHOOL FACT SHEET

8435 DAVONA DRIVE | DUBLIN, CA 94568 | 925-828-2568 | WWW.DUBLINUSD.ORG

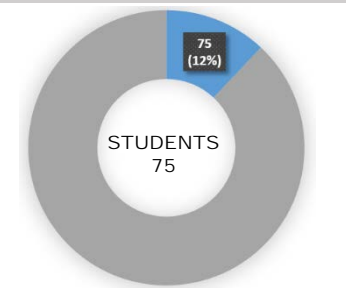
## STUDENTS & ETHNICITY



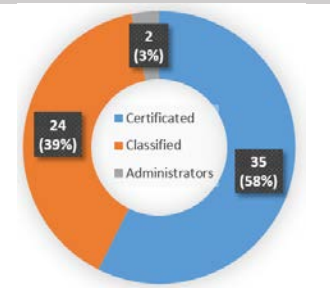
## STUDENT GENDER




## FREE OR REDUCED MEAL ELIGIBILITY



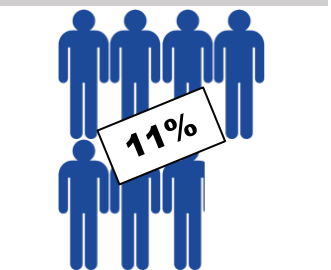
## MES STAFF OVERVIEW: 61\*



## ENGLISH LEARNERS: 62



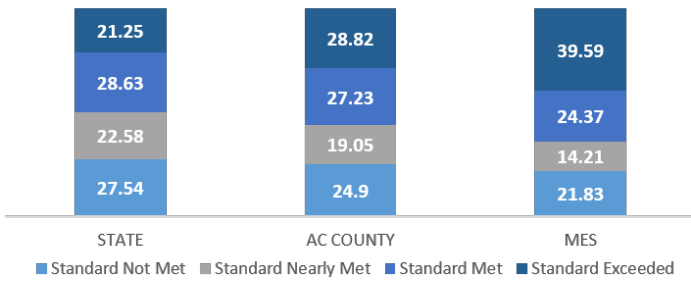
## SPECIAL EDUCATION: 68



## CAASPP SCORES

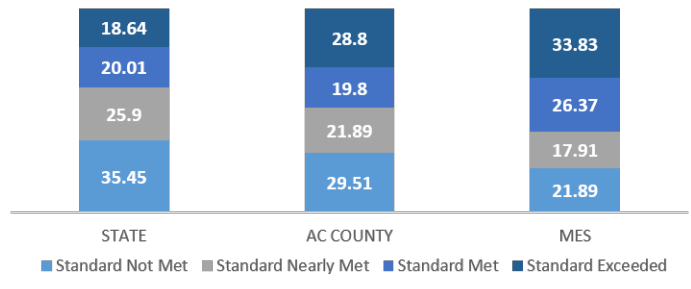
### MES 2018 CAASPP ENGLISH LANGUAGE/LITERACY

Percentage of students performing at level



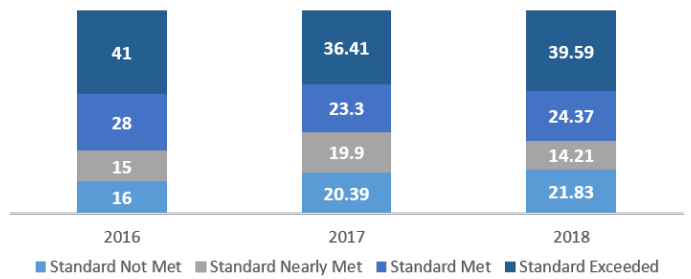
### MES 2018 CAASPP MATHEMATICS

Percentage of students performing at level



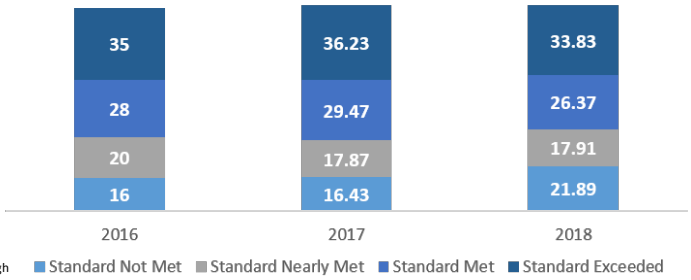
### MES 2016-2018 CAASPP ENGLISH RESULTS

Percentage of students performing at level



### MES 2016-2018 CAASPP MATH RESULTS

Percentage of students performing at level



All student and staff info (not CAASPP) is based on 2018-2019 school year data available in Oct. 2018. These numbers fluctuate throughout the year.  
\* Does not include substitutes, hourly, or limited term employees