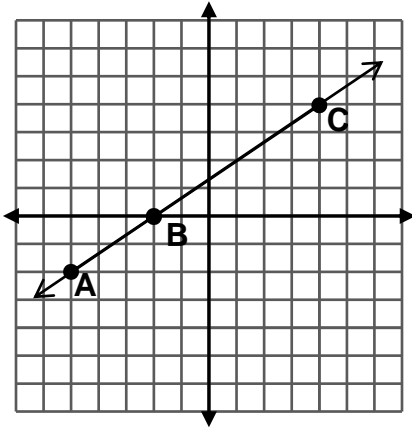


Counting for Slope

NAME _____

DATE: _____

$$SLOPE = \frac{\text{rise}}{\text{run}} = \frac{\text{vertical change}}{\text{horizontal change}}$$



To get from A to B, you move ___ units **up** and ___ units to the **right**.

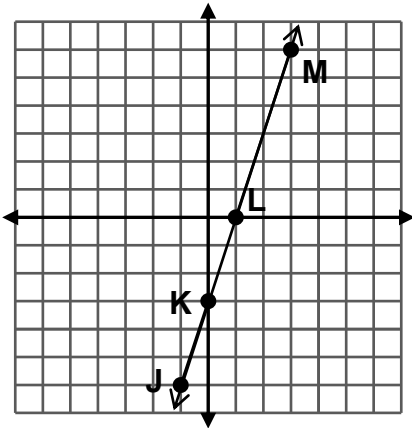
$$\text{slope} = \frac{\square}{\square}$$

To get from B to C, you move ___ units **up** and ___ units to the **right**.

$$\text{slope} = \frac{\square}{\square}$$

What relationship do you see between the two slopes?

For each example, shade the slope triangle. The triangle should always be drawn so that you move up or down and then to the **right**.



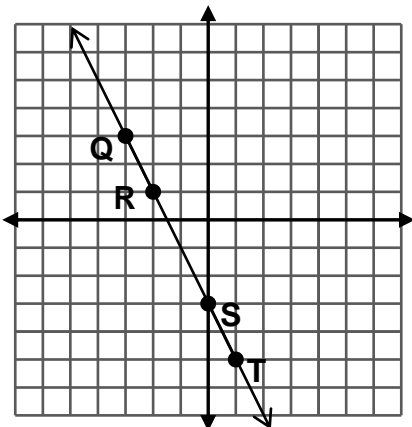
To get from L to M, you move ___ units **up** and ___ units to the **right**.

$$\text{slope} = \frac{\square}{\square}$$

To get from J to K, you move ___ units **up** and ___ units to the **right**.

$$\text{slope} = \frac{\square}{\square}$$

What relationship do you see between the two slopes?



To get from R to S, you move ___ units **down** and ___ units to the **right**.

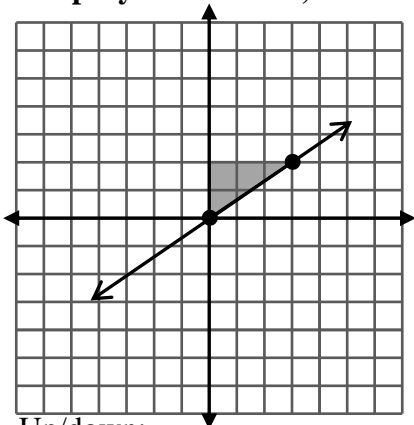
$$\text{slope} = \frac{\square}{\square}$$

To get from Q to T, you move ___ units **down** and ___ units to the **right**.

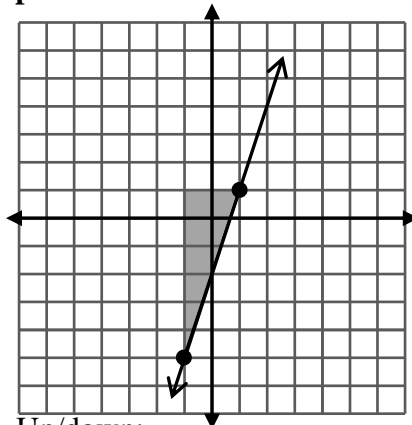
$$\text{slope} = \frac{\square}{\square}$$

What relationship do you see between the two slopes?

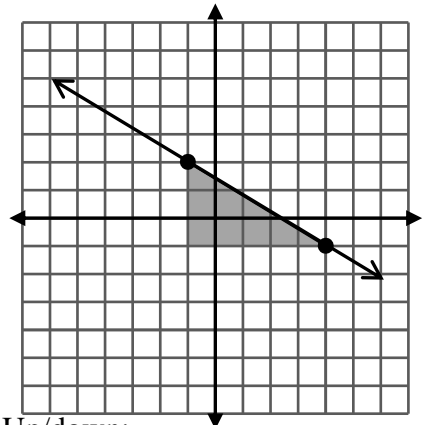
Determine the slope for each line on this page. Where necessary, draw the slope triangle. Then, write the slope as a fraction. Remember that when you move down, the numerator is negative. **Simplify the fraction, whenever possible.**



Up/down:
Right: *slope* =

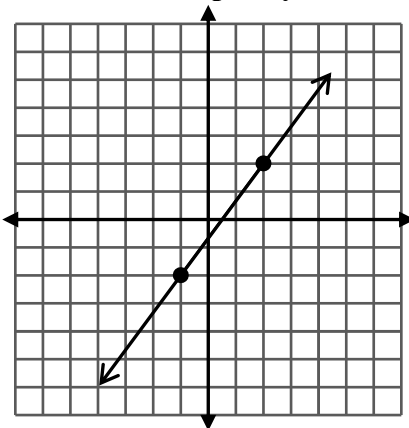


Up/down:
Right: *slope* =

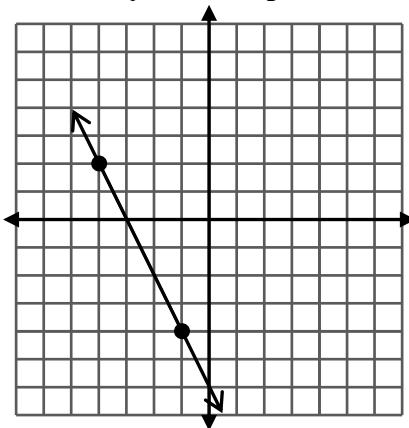


Up/down:
Right: *slope* =

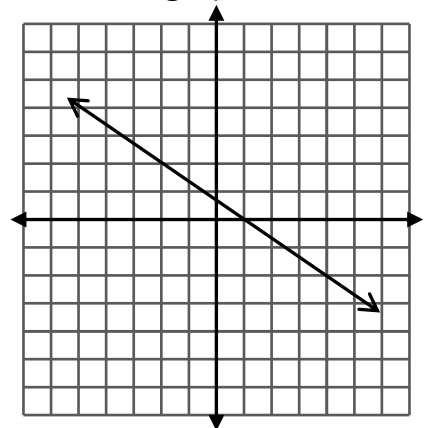
For some examples, you'll have to choose your own points and draw the triangle yourself.



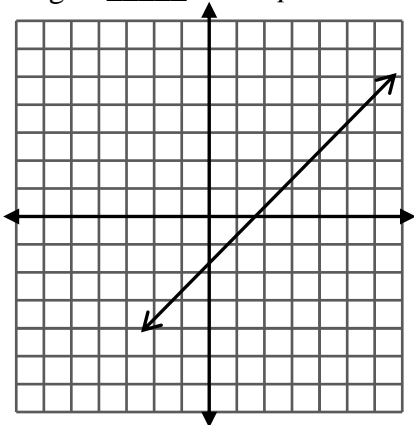
Up/down:
Right: *slope* =



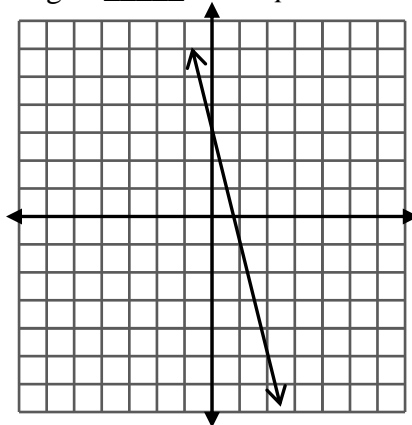
Up/down:
Right: *slope* =



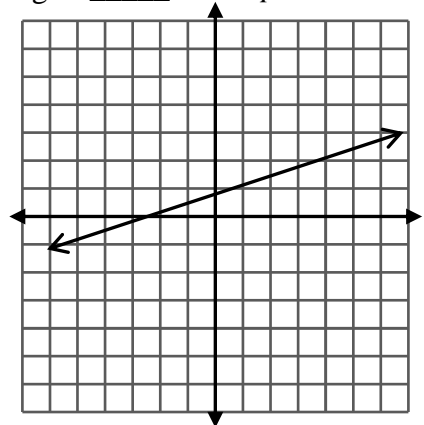
Up/down:
Right: *slope* =



Up/down:
Right: *slope* =



Up/down:
Right: *slope* =



Up/down:
Right: *slope* =